


## Repair instruction

**Description: C200 CW Manual pump**

**Part number: 23739-62**

Look for Service Centers, Point of Sale addresses and other information on: [www.thetford-europe.com](http://www.thetford-europe.com)

<b>Version:</b>	V1
<b>Date:</b>	29/06/2006

<b>Tools required:</b>	
------------------------	---

**A**

C200CW toilet.


Remove the bezel with a flat screwdriver.



**B**

Push up the bezel.

Unscrew the pump retainer.



**C**

Take out the pump.

Remove tube from vacuum breaker.



D


Place tube from new pump on vacuum breaker.



E

Mount new pump in water tank.

Apply PTI sealant before replacing the bezel (not shown on picture).



F

